













JUNIORS

Rg.	Name	Jahrg.							Total
1	Italy		38.850 2	35.800 2	38.750 1	42.450 1	37.450 2	35.100 2	228.400
	Manuel Berettera	ITA 2006	4.8 13.050	4.2 11.900	4.0 13.050	4.8 13.650	3.9 12.450	4.5 12.450	26.2 76.550
	Tommaso Brugnami	ITA 2006	5.0 13.400	4.0 12.050	4.1 13.300	4.8 14.050	4.1 10.900	4.4 10.550	26.4 74.250
	Antonio Di Maso	ITA 2006	4.7 12.000	4.2 11.300		5.2 14.750	4.3 12.600		18.4 50.650
	Luca Leonel Manzaneda	ITA 2007	4.3 12.400		3.3 11.450	4.0 12.900		4.0 11.450	15.6 48.200
	Ivan Rigon	ITA 2008		3.8 11.850	3.9 12.400		4.4 12.400	4.1 11.200	16.2 47.850
2	Switzerland		36.900 3	37.450 1	37.400 2	39.000 3	39.300 1	36.050 1	226.100
	Omar Ateyeh	SUI 2007	4.3 12.100	4.4 12.500	4.1 12.400	4.8 12.450	4.2 12.800	3.5 11.750	25.3 74.000
	Ben Schumacher	SUI 2008		4.3 13.200	4.2 11.950	4.0 13.000	4.2 13.250	4.1 11.900	20.8 63.300
	Janic Fässler	SUI 2007	4.1 11.800	3.8 11.750	3.9 12.400	4.0 13.200	4.4 13.250		20.2 62.400
	Nico Oberholzer	SUI 2006	3.9 12.200			4.0 12.800	4.0 12.700	4.0 12.150	15.9 49.850
	Carlo Riesco	SUI 2006	3.9 12.600	3.8 9.450	4.0 12.600			3.9 12.000	15.6 46.650
3	Netherlands		38.900 1	31.650 3	37.300 3	40.500 2	35.150 4	34.800 3	218.300
	Elijah Faverus	NED 2006	4.7 12.700	4.0 10.850	4.4 13.200	4.8 13.800	4.1 10.150	3.9 11.750	25.9 72.450
	Aaron Enser	NED 2007	4.4 13.350		4.1 10.950	4.8 13.500	4.3 12.000	3.9 11.200	21.5 61.000
	Gijs Franken	NED 2006	4.2 11.500	4.5 11.800	4.1 12.100	4.0 13.200		4.1 11.750	20.9 60.350
	Sami Soleban	NED 2008	4.6 12.850	3.8 8.300	4.0 12.000		3.7 11.650		16.1 44.800
	Reduan Bottse	NED 2007		3.8 9.000		4.0 12.850	4.3 11.500	4.0 11.300	16.1 44.650
4	Belgium		36.550 4	31.600 4	35.200 4	38.500 4	35.300 3	34.700 4	211.850
	Kyano Schepers	BEL 2006	4.6 12.450	4.0 10.950	4.0 12.150	4.0 12.350	4.3 12.850	4.3 12.100	25.2 72.850
	Fynn Van Kampen	BEL 2006	4.5 11.650	3.2 7.400	4.1 12.100	4.0 13.050	3.8 10.850	3.7 11.250	23.3 66.300
	Victor Tournicourt	BEL 2006	4.8 12.450	4.3 12.500		4.8 13.100	4.1 11.600		18.0 49.650
	Simon Marchant	BEL 2006	3.9 10.600	3.7 8.150	3.4 10.950		3.2 7.100	3.9 11.350	18.1 48.150
	Bob Neyrinck	BEL 2006			2.7 8.600	2.8 11.900		3.5 10.700	9.0 31.200

JUNIORS

Rg.	Name	Jahrg.							Total
1	Manuel Berettera	ITA 2006	4.8 <u>13.050</u> 3	4.2 <u>11.900</u> 5	4.0 <u>13.050</u> 3	4.8 <u>13.650</u> 4	3.9 <u>12.450</u> 7	4.5 <u>12.450</u> 1	26.2 76.550
2	Tommaso Brugnamì	ITA 2006	5.0 <u>13.400</u> 1	4.0 <u>12.050</u> 4	4.1 <u>13.300</u> 1	4.8 <u>14.050</u> 2	4.1 <u>10.900</u> 13	4.4 <u>10.550</u> 16	26.4 74.250
3	Omar Ateyeh	SUI 2007	4.3 <u>12.100</u> 11	4.4 <u>12.500</u> 2	4.1 <u>12.400</u> 5	4.8 <u>12.450</u> 14	4.2 <u>12.800</u> 4	3.5 <u>11.750</u> 6	25.3 74.000
4	Kyano Schepers	BEL 2006	4.6 <u>12.450</u> 7	4.0 <u>10.950</u> 10	4.0 <u>12.150</u> 8	4.0 <u>12.350</u> 15	4.3 <u>12.850</u> 3	4.3 <u>12.100</u> 3	25.2 72.850
5	Elijah Faverus	NED 2006	4.7 <u>12.700</u> 5	4.0 <u>10.850</u> 11	4.4 <u>13.200</u> 2	4.8 <u>13.800</u> 3	4.1 <u>10.150</u> 15	3.9 <u>11.750</u> 6	25.9 72.450
6	Fynn Van Kampen	BEL 2006	4.5 <u>11.650</u> 14	3.2 <u>7.400</u> 16	4.1 <u>12.100</u> 9	4.0 <u>13.050</u> 9	3.8 <u>10.850</u> 14	3.7 <u>11.250</u> 12	23.3 66.300
7	Ben Schumacher	SUI 2008		4.3 <u>13.200</u> 1	4.2 <u>11.950</u> 12	4.0 <u>13.000</u> 10	4.2 <u>13.250</u> 1	4.1 <u>11.900</u> 5	20.8 63.300
8	Janic Fässler	SUI 2007	4.1 <u>11.800</u> 13	3.8 <u>11.750</u> 8	3.9 <u>12.400</u> 5	4.0 <u>13.200</u> 6	4.4 <u>13.250</u> 1		20.2 62.400
9	Aaron Enser	NED 2007	4.4 <u>13.350</u> 2		4.1 <u>10.950</u> 14	4.8 <u>13.500</u> 5	4.3 <u>12.000</u> 9	3.9 <u>11.200</u> 13	21.5 61.000
10	Gijs Franken	NED 2006	4.2 <u>11.500</u> 15	4.5 <u>11.800</u> 7	4.1 <u>12.100</u> 9	4.0 <u>13.200</u> 6		4.1 <u>11.750</u> 6	20.9 60.350
11	Antonio Di Maso	ITA 2006	4.7 <u>12.000</u> 12	4.2 <u>11.300</u> 9		5.2 <u>14.750</u> 1	4.3 <u>12.600</u> 6		18.4 50.650
12	Nico Oberholzer	SUI 2006	3.9 <u>12.200</u> 10			4.0 <u>12.800</u> 13	4.0 <u>12.700</u> 5	4.0 <u>12.150</u> 2	15.9 49.850
13	Victor Tournicourt	BEL 2006	4.8 <u>12.450</u> 7	4.3 <u>12.500</u> 2		4.8 <u>13.100</u> 8	4.1 <u>11.600</u> 11		18.0 49.650
14	Luca Leonel Manzaneda	ITA 2007	4.3 <u>12.400</u> 9		3.3 <u>11.450</u> 13	4.0 <u>12.900</u> 11		4.0 <u>11.450</u> 9	15.6 48.200
15	Simon Marchant	BEL 2006	3.9 <u>10.600</u> 16	3.7 <u>8.150</u> 15	3.4 <u>10.950</u> 14		3.2 <u>7.100</u> 16	3.9 <u>11.350</u> 10	18.1 48.150
16	Ivan Rigon	ITA 2008		3.8 <u>11.850</u> 6	3.9 <u>12.400</u> 5		4.4 <u>12.400</u> 8	4.1 <u>11.200</u> 13	16.2 47.850
17	Carlo Riesco	SUI 2006	3.9 <u>12.600</u> 6	3.8 <u>9.450</u> 12	4.0 <u>12.600</u> 4			3.9 <u>12.000</u> 4	15.6 46.650
18	Sami Soleban	NED 2008	4.6 <u>12.850</u> 4	3.8 <u>8.300</u> 14	4.0 <u>12.000</u> 11		3.7 <u>11.650</u> 10		16.1 44.800
19	Reduan Bottse	NED 2007		3.8 <u>9.000</u> 13		4.0 <u>12.850</u> 12	4.3 <u>11.500</u> 12	4.0 <u>11.300</u> 11	16.1 44.650
20	Bob Neyrinck	BEL 2006			2.7 <u>8.600</u> 16	2.8 <u>11.900</u> 16		3.5 <u>10.700</u> 15	9.0 31.200